

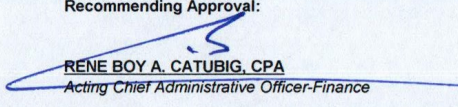



STATEMENT OF APPROVED BUDGET, UTILIZATIONS, DISBURSEMENTS AND BALANCES
As of the Quarter Ending June 30, 2020

Department : State Universities and Colleges
 Agency : NEGROS ORIENTAL STATE UNIVERSITY (NORSU)
 Operating Unit : _____
 Organization Code (UACS) : 08 072 00 00000
 Funding Source Code (as clustered) : FUND 164

Particulars	UACS CODE	Approved Budget			Budget Utilization					Disbursements					BALANCES		
		Approved Budgeted Revenue	Adjustments (Additions, Reductions, Realignment)	Adjusted Budgeted Revenue	1st Quarter Ending March 31	2nd Quarter Ending June 30	3rd Quarter Ending Sept. 30	4th Quarter Ending Dec. 31	Total 10= (6+7+8+9)	1st Quarter Ending March 31	2nd Quarter Ending June 30	3rd Quarter Ending Sept. 30	4th Quarter Ending Dec. 31	Total 15= (11+12+13+14)	Unutilized Budget 16=(5-10)	Unpaid Utilizations	
																Due and Demandable / Accounts Payable	Not Yet Due and Demandable
1	2	3	4	5=[3+(-)4]	6	7	8	9	10	11	12	13	14	15	16	17	18
I. Agency Approved Budget																	
General Administration and Support																	
General Administration and Supervision	1 00 01 0000	297,669,177.81	(1,528,646.02)	296,140,531.79	6,407,596.21	4,738,266.87	-	-	11,145,863.08	5,030,584.27	3,905,360.42	-	-	8,935,944.69	284,994,668.71	96,844.61	2,113,073.78
General Management and Supervision																	
Personnel Services		10,629,984.00	-	10,629,984.00	240,078.85	118,048.41	-	-	358,127.26	216,762.20	141,365.06	-	-	358,127.26	10,271,856.74	-	-
Maintenance & Other Operating Expenses		118,712,967.61	(978,646.02)	117,734,321.59	6,089,529.36	4,333,058.46	-	-	10,422,587.82	4,813,822.07	3,763,995.36	-	-	8,577,817.43	107,311,733.97	96,844.61	1,747,925.78
Capital Outlays		168,326,228.00	(550,000.00)	167,776,228.00	77,988.00	287,160.00	-	-	365,148.00	-	-	-	-	167,411,078.00	-	-	365,148.00
Support to Operations	2 00 00 0000	266,987,549.61	87,000.00	267,074,549.61	560,989.37	1,443,248.00	-	-	2,004,237.37	145,289.37	986,284.00	-	-	1,131,573.37	265,070,312.24	-	872,664.00
Auxiliary Services	2 00 01 0000																
Personnel Services		132,000.00	(104,000.00)	28,000.00	-	-	-	-	-	-	-	-	-	-	28,000.00	-	-
Maintenance & Other Operating Expenses		191,370,249.61	197,000.00	191,567,249.61	560,989.37	583,784.00	-	-	1,144,773.37	145,289.37	986,284.00	-	-	1,131,573.37	190,422,476.24	-	13,200.00
Capital Outlays		75,485,300.00	(6,000.00)	75,479,300.00	-	859,464.00	-	-	859,464.00	-	-	-	-	-	859,464.00	-	859,464.00
Operations	3 00 00 0000	602,633,690.19	1,362,646.02	603,996,336.21	8,816,342.83	6,137,598.23	-	-	14,953,941.06	7,062,782.47	(799,361.01)	-	-	6,263,421.46	589,042,395.15	-	8,690,519.60
HIGHER EDUCATION PROGRAM	3 01 00 0000	523,605,063.24	1,063,146.02	524,668,209.26	8,186,425.83	5,242,264.96	-	-	13,428,690.79	6,550,938.47	(1,519,693.68)	-	-	5,031,244.79	511,239,518.47	-	8,397,446.00
Provision of Higher Education Services	3 01 01 0000																
Personnel Services		22,023,514.00	-	22,023,514.00	2,087,909.78	767,170.59	-	-	2,855,080.37	1,981,037.78	850,042.59	-	-	2,831,080.37	19,168,433.63	-	24,000.00
Maintenance & Other Operating Expenses		132,123,895.24	4,740,296.02	136,864,191.26	6,098,516.05	1,275,148.37	-	-	7,373,664.42	4,569,900.69	(2,369,736.27)	-	-	2,200,164.42	129,490,526.84	-	5,173,500.00
Capital Outlays		369,457,654.00	(3,677,150.00)	365,780,504.00	-	3,199,946.00	-	-	3,199,946.00	-	-	-	-	-	362,580,558.00	-	3,199,946.00
ADVANCED EDUCATION PROGRAM	3 02 00 0000	5,884,763.00	(50,000.00)	5,834,763.00	-	617,536.67	-	-	617,536.67	-	617,536.67	-	-	617,536.67	5,217,226.33	-	-
Provision of Advanced Education Services	3 02 01 0000																
Personnel Services		5,643,608.00	-	5,643,608.00	-	617,536.67	-	-	617,536.67	-	617,536.67	-	-	617,536.67	5,026,071.33	-	-
Maintenance & Other Operating Expenses		141,155.00	-	141,155.00	-	-	-	-	-	-	-	-	-	-	141,155.00	-	-
Capital Outlays		100,000.00	(50,000.00)	50,000.00	-	-	-	-	-	-	-	-	-	-	50,000.00	-	-
RESEARCH PROGRAM	3 03 00 0000	56,832,417.95	(500.00)	56,831,917.95	161,623.00	92,500.00	-	-	254,123.00	65,000.00	102,796.00	-	-	167,796.00	56,577,794.95	-	86,327.00
Conduct of Research Services	3 03 01 0000																
Personnel Services		210,000.00	-	210,000.00	-	-	-	-	-	-	-	-	-	-	210,000.00	-	-
Maintenance & Other Operating Expenses		37,732,774.11	(500.00)	37,732,274.11	161,623.00	92,500.00	-	-	254,123.00	65,000.00	102,796.00	-	-	167,796.00	37,478,151.11	-	86,327.00
Capital Outlays		18,889,643.84	-	18,889,643.84	-	-	-	-	-	-	-	-	-	-	18,889,643.84	-	-
EXTENSION PROGRAM	3 04 00 0000	16,311,446.00	350,000.00	16,661,446.00	468,294.00	185,296.60	-	-	653,590.60	446,844.00	-	-	-	446,844.00	16,007,855.40	-	206,746.60
Provision of Extension Services	3 04 01 0000																
Personnel Services		150,000.00	-	150,000.00	-	-	-	-	-	-	-	-	-	-	150,000.00	-	-
Maintenance & Other Operating Expenses		12,629,736.00	350,000.00	12,979,736.00	468,294.00	83,528.60	-	-	551,822.60	446,844.00	-	-	-	446,844.00	12,427,913.40	-	104,978.60
Capital Outlays		3,531,710.00	-	3,531,710.00	-	101,768.00	-	-	101,768.00	-	-	-	-	-	3,429,942.00	-	101,768.00
GRAND TOTAL		1,167,290,417.61	(79,000.00)	1,167,211,417.61	15,784,928.41	12,319,113.10	-	-	28,104,041.51	12,238,656.11	4,092,283.41	-	-	16,330,939.52	1,139,107,376.10	96,844.61	11,676,257.38
Personnel Services		38,789,106.00	(104,000.00)	38,685,106.00	2,327,988.63	1,502,755.67	-	-	3,830,744.30	2,197,799.98	1,608,944.32	-	-	3,806,744.30	34,854,361.70	-	24,000.00
Maintenance & Other Operating Expenses		492,710,777.77	4,308,150.00	497,018,927.77	13,378,951.78	6,368,019.43	-	-	19,746,971.21	10,040,856.13	2,483,339.09	-	-	12,524,195.22	477,271,956.56	96,844.61	7,125,931.38
Capital Outlays		635,790,533.84	(4,283,150.00)	631,507,383.84	77,988.00	4,448,338.00	-	-	4,526,326.00	-	-	-	-	-	626,981,057.84	-	4,526,326.00
Recapitulation by MFO:		602,633,690.19	1,362,646.02	603,996,336.21	8,816,342.83	6,137,598.23	-	-	14,953,941.06	7,062,782.47	(799,361.01)	-	-	6,263,421.46	589,042,395.15	-	8,690,519.60
HIGHER EDUCATION PROGRAM		523,605,063.24	1,063,146.02	524,668,209.26	8,186,425.83	5,242,264.96	-	-	13,428,690.79	6,550,938.47	(1,519,693.68)	-	-	5,031,244.79	511,239,518.47	-	8,397,446.00
ADVANCED EDUCATION PROGRAM		5,884,763.00	(50,000.00)	5,834,763.00	-	617,536.67	-	-	617,536.67	-	617,536.67	-	-	617,536.67	5,217,226.33	-	-
RESEARCH PROGRAM		56,832,417.95	(500.00)	56,831,917.95	161,623.00	92,500.00	-	-	254,123.00	65,000.00	102,796.00	-	-	167,796.00	56,577,794.95	-	86,327.00
EXTENSION PROGRAM		16,311,446.00	350,000.00	16,661,446.00	468,294.00	185,296.60	-	-	653,590.60	446,844.00	-	-	-	446,844.00	16,007,855.40	-	206,746.60

<p>Certified Correct:</p> <p> MARIA JONAMIE T. LIMATOC, CPA University Budget Officer</p>	<p>Certified Correct:</p> <p> MAURICE ANAVER E. DORDADO, CPA University Chief Accountant</p>	<p>Recommending Approval:</p> <p> RENE BOY A. CATUBIG, CPA Acting Chief Administrative Officer-Finance</p>	<p>FOR:</p> <p> JOEL P. LIMSON, Ph.D. University President</p>
---	---	---	---